Ashland Climate Collaborative
Working together for a resilient future

Tips from our Water Action Team

Vol. 1, Issue 3
August 2022

Fine-Tune Your Irrigation System! • Save Money & See Better Results

Summer brings peak demand for watering lawns, gardens, and landscapes in our region. A well-maintained system keeps your yard beautiful and healthy, while minimizing water waste. Follow the **tips below** to get the most out of your water and irrigation system while keeping utility bills low and helping to protect the environment.

- **Adapt watering to the season.** Adjust sprinkler timers at least once a month throughout the summer to account for plants' changing water needs. Doing this can significantly reduce water use. Check out www.ashland.or.us/weather for weekly updates on watering.
- **Water at the best time.** Water between 8:00 p.m. and 6:00 a.m. to avoid losing water to wind and evaporation.
- **Water only when needed.** Let the soil dry between watering. Roots will grow deeper looking for water below the surface as soil dries. Use a soil moisture meter to determine if you need to water.
- **When to Water.** It's best **not** to water every day. Less frequent, deep watering will encourage deeper root growth and plants won't become stressed as quickly when the weather is hot.
- **Scheduling.** Schedule watering for each zone separately. Consider the type of sprinklers, sun or shade exposure, soil type and plant water requirements. Remember that lawn, shrubs and flowers all have differing water needs.
- **Cycle & Soak.** If you are watering on a slope or if pooling occurs after only a short time, then consider breaking up total watering time into two cycles separated by an hour.
- **Check your sprinkler system regularly.** Inspect for leaks and make sure all sprinklers are watering your plants and not hardscape or bare ground.
- **Make adjustments.** If you have a dry area in your landscape, apply extra water manually with a hose instead of running the sprinkler system longer. You could also add a sprinkler or emitter to the dry area.
- **Create interest.** Plant your landscape with attractive drought tolerant, firewise and pollinator friendly plants. Add mulch to your garden beds to lock in moisture and minimize evaporation.

For more tips on how to care for your landscape and save water this summer, visit our website at www.ashlandsaveswater.org and be sure to check out the outdoor watering calculator. You can also take advantage of the resources on the City's website at www.ashland.or.us/conserve or call 541-552-2062 to schedule a **free sprinkler system evaluation** or to learn more about our indoor and outdoor rebate programs.

Here are some more helpful tips to reduce water usage when growing trees!

Benefits of Mulching

Mulching reduces soil moisture loss, insulates soil which protects roots from extreme temperatures, and improves soil fertility as the mulch decomposes.



By correctly using mulch, building a water basin around the tree trunk, and watering slowly in multiple cycles, your trees will thrive and you could save water and money

Soil Types

Determining what texture of soil you have is crucial to knowing how well it will absorb water and which watering technique is best suited for your trees.

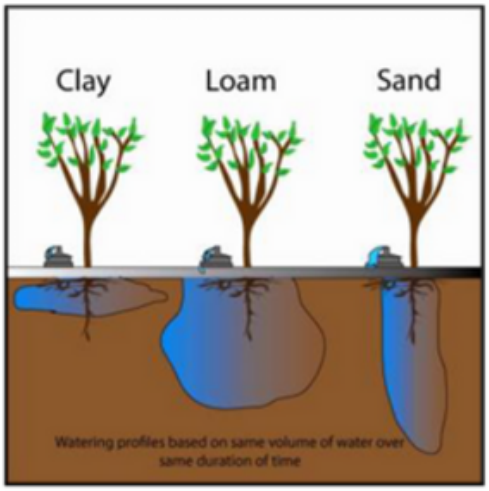

dripworks.blogspot.com

Clay Soils hold water well and cause water to spread out horizontally. **Loam Soils** contain a high amount of broken down, organic matter. **Sandy Soils** are less likely to have runoff and water tends to run straight down.

Below are the recent reservoir levels in the Rogue Basin, where farmers and ranchers get their water for crops and livestock. The **low water levels** indicate the stress on various watersheds in the midst of extreme drought.

US Bureau of Reclamation, Pacific Northwest Region
Bear Creek and Little Butte Creek Basins

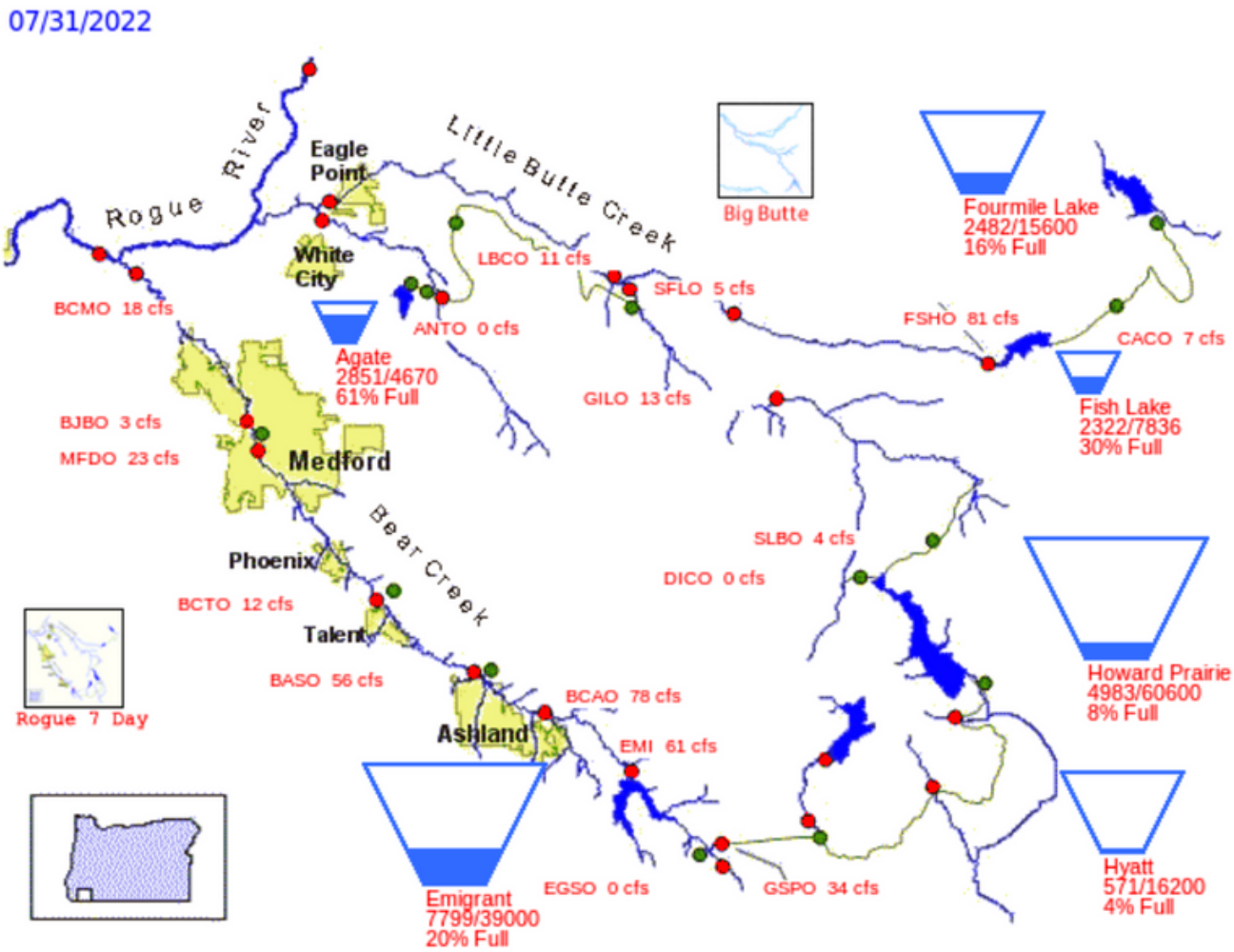

To follow Ashland's daily utility water use, check out the city's water dashboard (links at the footer of this email). You'll find city water production plus the current capacity level of Reeder Reservoir, which holds our **drinking water**.

Important City of Ashland Resources

The City of Ashland offers many resources to assist you in managing your landscape and irrigation system. Check out www.ashland.or.us/conserve for helpful tips. Also, the City currently rebates up to $250 for installing a WaterSense-labeled smart irrigation controller. For more information visit the Ashland.or.us/weather and AshlandSavesWater.org

This newsletter is brought to you as a service of the Water Action Team of the Ashland Climate Collaborative. The Collaborative is a hub for community collaboration to reduce our climate footprint and build a more equitable and resilient Ashland. Learn more about the Collaborative and sign up to receive our emails at AshlandClimate.org or email us at info@AshlandClimate.org