

NOTES

All plant material should have a minimum of seasonal maintenance to remove dead or diseased plant material.

Characteristics of highly flammable plants include: Dry, dead leaves, twigs or litter, high oil or resin including gums or terpenes & foliage with low moisture content.

Supplemental irrigation (even for drought tolerant plants) is necessary to keep adequate moisture levels in our Rogue Valley climate. In times of drought give preference to irrigating trees and shrubs over lawn and perennials.

OTHER RESOURCES



Waterwise Ashland
www.ashlandsaveswater.org



OSU Extension Service
www.ashland.or.us/privacyscreening



Ashland - Bee City USA
www.ashland.or.us/bee-city



Looking for more information?
www.ashlandfirewise.org

FIREWISE PLANT LIST

for
Ashland, Oregon

This information was produced in 2018 in collaboration with City of Ashland's Wildfire Safety Commission and Water Conservation Specialist.

**Interested in a FREE
Firewise Home Assessment?
Call 541-482-2770**

**CITY OF
ASHLAND**



Did You Know?

Fire science indicates that the first 5 feet around structures should be free from all combustible material, including flammable vegetation and bark mulch.





FIREWISE PLANTS

Plants typically have high moisture content, are low growing and deciduous or broadleaf evergreen.

EVERGREEN SHRUBS:

-  Mexican Orange, *Choisya* spp.
-  Boxwood, *Buxus sempervirens*
-  Rhododendron, *Rhododendron* spp.
-  Camellia, *Camellia sinensis*
-  Distylium, *Distylium* spp.
-  Portuguese Laurel, *Prunus luisitanica*
-  Silverberry, *Eleagnus* spp.
-  Coffeeberry, *Rhamnus* spp.
-  Abelia, *Abelia* spp.
-  Holly, *Ilex* spp.
-  Silk tassel, *Garrya elliptica*
-  Strawberry Tree, *Arbutus unedo*

DECIDUOUS TREES:

-  Chaste tree, *Vitex agnus-castus*
-  Persian ironwood, *Parrotia persica*
-  Oak, *Quercus* spp.
-  Maple, *Acer* spp.

DECIDUOUS SMALL TREES & SHRUBS:

-  Azalea, *Rhododendron* spp.
-  Hydrangea, *Hydrangea* spp.
-  Japanese Maple, *Acer palmatum*
-  Ninebark, *Physocarpus* spp.
-  Currant, *Ribes* spp.
-  Serviceberry, *Amelanchier* spp.
-  Elderberry, *Sambucus* spp.
-  Pieris, *Japonica* spp.
-  Spirea, *Spiraea thunbergii*
-  Crepe Myrtle, *Lagerstroemia* spp.
-  Daphne, *Daphne* spp.
-  Mock Orange, *Philadelphus* spp.
-  Snowberry, *Symphoricarpos* spp.
-  Cornelian Cherry, *Cornus mas*
-  Tree Peony, *Paeonia suffruticosa*
-  Redbud, *Cercis* spp.
-  Fruit Trees
-  Dogwood, *Cornus* spp.
-  Hornbeam, *Carpinus* spp.

PROHIBITED FLAMMABLE PLANTS

Not to be used within 30' of any structure, including outbuildings and decks (AMC 9.04). Avoid mass planting.

Prohibited Trees

- Arborvitae/Redcedar, *Thuja* spp.
- *Cedar, *Cedrus* spp.
- *Cedar/Cypress, *Chamaecyparis* spp.
- *Cypress, *Cupressus* spp.
- Douglas-fir, *Pseudotsuga menziesii*
- Fir, *Abies* spp.
- *Hemlock, *Tsuga* spp.
- Incense Cedar, *Calocedrus decurrens* or *Libocedrus decurrens*
- *Juniper, *Juniperus* spp.
- *Pine, *Pinus* spp.
- Giant Sequoia, *Sequoiadendron* spp.
- Coast Redwood, *Sequoia* spp.
- *Spruce, *Picea* spp.
- *Yew, *Taxus* spp.

Prohibited Shrubs

- Bitterbrush, *Purshia tridentata*
- Broom, *Cytisus* spp.
- *Ceanothus, *Ceanothus* spp.
- Himalayan Blackberry, *Rubus armeniacus*
- Juniper, *Juniperus* spp.
- *Lavender, *Lavandula* spp.
- *Manzanita, *Arctostaphylos* spp.
- *Oregon grape, *Mahonia aquifolium*
- *Rosemary, *Rosmarinus* spp.
- Sagebrush, *Artemisia tridentata* or *californica* spp.

Prohibited Grasses

- Pampas grass, *Cortaderia selloana*

*Exceptions may be granted for dwarf or prostrate varieties of these species planted beyond 5 feet from any structure, and that follow tree or shrub spacing guidelines as defined in the General Fuel Modification Area Standards in AMC 18.3.10.100.

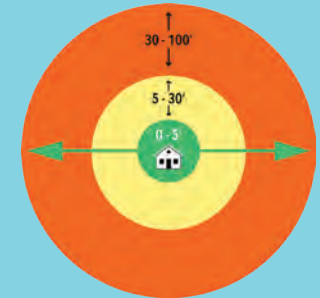
Plant Icon Key

-  Drought Tolerant
-  Pollinator Plants
-  These Plants May Require Deer Protection

Planting Distances

Use this chart to plan your firewise landscaping.




Firewise plants may be planted within 5 feet of a building. Prohibited flammable plants must be planted a minimum of 30' from any structure.










PLANTS TO USE WITH CAUTION

These plants require more annual maintenance to remove dead leaves and branches. Use caution and plant outside of 5' of buildings.

EVERGREEN SHRUBS:

-  Japanese Plum Yew, *Cephalotaxus* spp.
-  Bottlebrush, *Callistemon* spp.
-  Rockrose, *Cistus* spp.

GROUNDCOVERS:

-  Creeping Thyme, *Thymus* spp.
-  Creeping Oregon Grape, *Mahonia repens*
-  Creeping Strawberry, *Fragaria* spp.
-  Kinnickinnick, *Arctostaphylos uva-ursi*
-  Phlox, *Phlox subulata*
-  Sweet Woodruff, *Galium odoratum*
-  Rosemary ground cover, *Rosmarinus prostratus*

GRASS:

- Bamboo, *Bambusoideae phyllostachys* or *fargesia*

THIS LIST IS NOT EXHAUSTIVE! Ornamental grasses and herbaceous perennials offer color, and texture, attract beneficials and are typically suitable for Firewise plantings. Additional Firewise plant resources can be found on the back of this pamphlet or your local nursery.