

Summary Of Responses

| | |
|---|-------------------------|
| As of March 29, 2021, 1:10 PM, this forum had: | Topic Start |
| Attendees: 61 | March 17, 2021, 8:05 AM |
| Responses: 34 | |
| Hours of Public Comment: 1.7 | |

QUESTION 1

Overall, would you say you approve or disapprove of the job being done by the City of Ashland?

| | | % | Count |
|------------|--|----------|--------------|
| Approve |  | 32.4% | 11 |
| Disapprove |  | 67.6% | 23 |

QUESTION 2

How satisfied are you with the services listed?

Providing police protection and crime prevention in your neighborhood



| | | % | Count |
|-----------------------|---|----------|--------------|
| Very Satisfied |  | 44.1% | 15 |
| Somewhat Satisfied |  | 44.1% | 15 |
| Somewhat Dissatisfied |  | 8.8% | 3 |
| Very Dissatisfied |  | 2.9% | 1 |

Supporting the development of housing affordable to working families



| | | % | Count |
|----------------|---|----------|--------------|
| Very Satisfied |  | 20.6% | 7 |

Community Budget Survey 3/17-3/23

Public Input Needed For Budget Related Topics

| | | % | Count |
|-----------------------|---|----------|--------------|
| Somewhat Satisfied |  | 26.5% | 9 |
| Somewhat Dissatisfied |  | 26.5% | 9 |
| Very Dissatisfied |  | 26.5% | 9 |

Preparing for natural disasters

| | | % | Count |
|-----------------------|--|----------|--------------|
| Very Satisfied |  | 8.8% | 3 |
| Somewhat Satisfied |  | 29.4% | 10 |
| Somewhat Dissatisfied |  | 32.4% | 11 |
| Very Dissatisfied |  | 29.4% | 10 |

Using technology for communication and to improve access to information and City services

| | | % | Count |
|-----------------------|---|----------|--------------|
| Very Satisfied |  | 14.7% | 5 |
| Somewhat Satisfied |  | 29.4% | 10 |
| Somewhat Dissatisfied |  | 32.4% | 11 |
| Very Dissatisfied |  | 23.5% | 8 |

Maintaining public areas like street medians

| | | % | Count |
|-----------------------|---|----------|--------------|
| Very Satisfied |  | 35.3% | 12 |
| Somewhat Satisfied |  | 52.9% | 18 |
| Somewhat Dissatisfied |  | 2.9% | 1 |

Community Budget Survey 3/17-3/23

Public Input Needed For Budget Related Topics

| | | % | Count |
|-------------------|---|----------|--------------|
| Very Dissatisfied |  | 8.8% | 3 |

Maintaining public parks and related facilities

| | | % | Count |
|-----------------------|---|----------|--------------|
| Very Satisfied |  | 32.4% | 11 |
| Somewhat Satisfied |  | 52.9% | 18 |
| Somewhat Dissatisfied |  | 14.7% | 5 |

Maintaining streets and roads

| | | % | Count |
|-----------------------|---|----------|--------------|
| Very Satisfied |  | 14.7% | 5 |
| Somewhat Satisfied |  | 44.1% | 15 |
| Somewhat Dissatisfied |  | 26.5% | 9 |
| Very Dissatisfied |  | 14.7% | 5 |
