

## Summary Of Responses

As of April 21, 2021, 8:34 AM, this forum had:

Attendees: 122  
Responses: 94  
Hours of Public Comment: 4.7

Topic Start

April 14, 2021, 9:10 AM


### QUESTION 1

How do you rate the following issues?

#### Crime in general



#### Amount paid in taxes



#### Amount paid for utilities including water, sewer, stormwater, electric, and internet

## Community Budget Survey 4/14-4/20

Public Input Needed For Budget Related Topics



### Cost of housing



### Condition of local Parks and Recreation facilities




### Waste and inefficiency in City government







## Community Budget Survey 4/14-4/20


Public Input Needed For Budget Related Topics

		<b>%</b>	<b>Count</b>
Somewhat Serious Problem		22.3%	21
Not Too Serious A Problem		21.3%	20

### Insufficient homeless services and/or facilities

		<b>%</b>	<b>Count</b>
Extremely Serious Problem		20.2%	19
Very Serious Problem		30.9%	29
Somewhat Serious Problem		29.8%	28
Not Too Serious A Problem		19.1%	18

### Condition of City streets

		<b>%</b>	<b>Count</b>
Extremely Serious Problem		10.6%	10
Very Serious Problem		20.2%	19
Somewhat Serious Problem		41.5%	39
Not Too Serious A Problem		27.7%	26

### Other

		<b>%</b>	<b>Count</b>
Extremely Serious Problem		22.3%	21
Very Serious Problem		9.6%	9
Somewhat Serious Problem		19.1%	18
Not Too Serious A Problem		48.9%	46

## Community Budget Survey 4/14-4/20

Public Input Needed For Budget Related Topics

### QUESTION 2

**Over the past three years, do you think the following have increased, stayed the same, or decreased in the City of Ashland?**

#### Crime, in general

		<b>%</b>	<b>Count</b>
Increased		18.1%	17
Stayed The Same		74.5%	70
Decreased		7.4%	7

#### Homeless activity

		<b>%</b>	<b>Count</b>
Increased		75.5%	71
Stayed The Same		20.2%	19
Decreased		4.3%	4

#### Homeless services

		<b>%</b>	<b>Count</b>
Increased		52.1%	49
Stayed The Same		37.2%	35
Decreased		10.6%	10

#### Property crimes

		<b>%</b>	<b>Count</b>
Increased		26.6%	25
Stayed The Same		70.2%	66
Decreased		3.2%	3

## Community Budget Survey 4/14-4/20

Public Input Needed For Budget Related Topics

### Person crimes

		%	Count
Increased		7.4%	7
Stayed The Same		86.2%	81
Decreased		6.4%	6

### Structure fires

		%	Count
Increased		42.6%	40
Stayed The Same		54.3%	51
Decreased		3.2%	3

### Medical emergency responses

		%	Count
Increased		23.4%	22
Stayed The Same		74.5%	70
Decreased		2.1%	2

### Planning/building activities

		%	Count
Increased		39.4%	37
Stayed The Same		48.9%	46
Decreased		11.7%	11

### Communications from the City

## Community Budget Survey 4/14-4/20

Public Input Needed For Budget Related Topics

		<b>%</b>	<b>Count</b>
Increased		39.4%	37
Stayed The Same		41.5%	39
Decreased		19.1%	18

### Value of city services for taxes/fees/charges paid

		<b>%</b>	<b>Count</b>
Increased		8.5%	8
Stayed The Same		38.3%	36
Decreased		53.2%	50

### Environmental protection activities

		<b>%</b>	<b>Count</b>
Increased		26.6%	25
Stayed The Same		64.9%	61
Decreased		8.5%	8

### Diversity, equity, and inclusion activities for the community

		<b>%</b>	<b>Count</b>
Increased		48.9%	46
Stayed The Same		40.4%	38
Decreased		10.6%	10