

## Firewise Tips

A wildfire can occur in any neighborhood in Ashland.

Follow Firewise recommendations to minimize fire risk to your home and neighborhood.

- Avoid fire-prone conifers along your property line. Instead, use fire-resistant plants to create visual screens. Suggestions include: lilac, holly, photinia, boxwood, azalea, and rhododendron.
- Consider the use of nonflammable structures like metal arbors or fences with fire resistant vines or climbing plants.
- Resist planting tightly spaced conifer vegetation that will provide accessible fuel in dense neighborhoods or close to homes.
- Establish a fuel break in the vegetation in your yard by installing rock or concrete pathways.
- Keep a fuel free area 3-5 feet near your house.
- Use rock or pebbles instead of bark mulch next to home.
- Plant moisture rich succulents, annuals and perennials near your home.
- Keep all vegetation watered, free of dead material, and maintained to prevent fire spread.

## Call us!

Still not sure? Call Ashland Fire & Rescue for answers or a free wildfire assessment.

**Ashland Fire & Rescue**  
541-482-2770  
TTY 800-735-2900

## Other resources

[ashlandfirewise.org](http://ashlandfirewise.org)

The National Fire Protection Association's (NFPA) Firewise Communities program encourages local solutions for wildfire safety by involving homeowners, community leaders, planners, developers, firefighters, and others in the effort to protect people and property from the risk of wildfire.

We all have a role to play in protecting ourselves and each other from the risk of wildfire.


[ashland.or.us/plants](http://ashland.or.us/plants)

More fire-resistant plant recommendations are available on the City of Ashland's website.

CITY OF  
**ASHLAND**

## Guidelines for Firewise Landscaping in an Urban Setting

CITY OF  
**ASHLAND**



## Recommendations

Control the density and placement of highly flammable vegetation within 30 feet of your home or up to your property line, including attachments such as decks and carports.

Modify vegetation to meet Firewise landscaping recommendations. In some cases, removal, instead of modification, will be the best solution.

By managing fire-prone vegetation, you can minimize the risk of home ignition and spread of wildfire in your neighborhood.

Indiscriminate clearing of vegetation that plays an important role in erosion control is not recommended. Instead, evaluate the placement of fire prone vegetation that could ignite from flame exposure or embers.

And remember, all vegetation is potential fuel for a wildfire if not pruned periodically.



deciduous



coniferous

Deciduous plants lose their leaves seasonally and present a lower fire risk than conifers. Conifers are needle bearing evergreens with higher resin content and present a fire risk.

## Avoid these plants

### Fire Prone Trees

Arborvitae  
Cedar  
Cypress  
Douglas Fir  
Eucalyptus  
Fir  
Juniper  
Palm  
Redwood  
Scotch Pine  
Sequoia  
Spruce  
Yew

### Fire Prone Grasses, Shrubs, Ground Covers

Buckbrush  
French broom  
Himalayan Blackberry  
Juniper  
Manzanita  
Mugo Pine  
Pampas grass  
Rosemary  
Scotch broom  
Spanish broom

These and other similar plants are considered fire prone because they are known for the amount of dead material that accumulates in and around them, and high oil, high resin, or low moisture content of their leaves and branches.

All plants are flammable if not pruned periodically and the risk attached to any one plant can be greatly diminished with maintenance. This list is in no way inclusive and can be modified at any time.

## Modify existing plants

Fire Prone Vegetation should be removed or modified within 30 feet from any building or structure including decks and combustible attachments.

### Fire Prone Trees

- Prune (limb up) a minimum of six feet from ground, and
- Maintain clearance of three times the height of under story vegetation.
- All branches should be no closer than ten feet from the structure, including the roofline and deck.

### Fire Prone Shrubs

- The space between two shrubs should be a minimum of two times the height of the tallest shrub.
- Individual shrubs or groups of shrubs clumped together should be modified so that their diameter does not exceed 15 feet.

### Minimize fire risk from ALL plants:

- Remove dead branches and twigs.
- Selectively prune to reduce plant density.
- Keep watered.



**A Neighborhood Responsibility** – The home ignition zone is up to 200 feet from your home. Safe homes in an urban setting are a neighborhood responsibility.

# Guidelines for Firewise Landscaping in an Urban Setting



Keep Clear

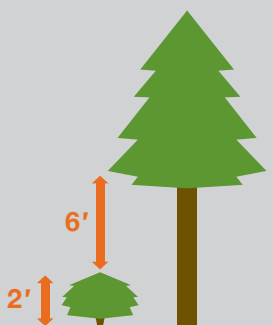
**Safe Spacing**  
Remove lower tree limbs to reduce "fire ladder".  
Keep all fire prone trees 10 feet from roof.  
Keep all trees 10 feet from chimney.  
Minimize the fuel load of trees and shrubs with proper spacing.

**Good Plants**  
Plant moisture rich succulents, annuals and perennials near your home.

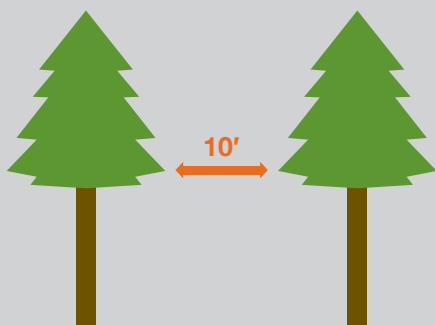
**Fuel Free Zone**  
Keep fire prone vegetation and dry debris 3-5 feet your house.

**Safe Groundcover**  
Use rock or pebbles instead of bark or mulch next to your home.

**Fuel Break**  
Establish a fuel break in the vegetation in your yard by installing rock or concrete pathways.



**Minimum Vertical Clearance**  
3 x the height of the shrub to the lowest branches of the tree



**Tree Spacing**  
Flat to mild slope  
10 foot spacing  
Mild to moderate slope  
20 foot spacing  
Moderate to steep slope  
30 foot spacing



**Shrub Spacing**  
Flat to mild slope  
2 x the height of the shrub  
Mild to moderate slope  
4 x the height of the shrub  
Moderate to steep slope  
8 x the height of the shrub

**Keep it lean and green.**  
Keep vegetation lean, clean and green. Keep all vegetation watered, free of dead material, and maintained.

