



How Correctional Facility bed space impacts  
community safety.

# Efforts within the Criminal Justice System

**Resource Center to better assist transition from custody to resources in hopes to reduce recidivism.**

- Housing, Employment, Addiction Services, Mental Health Services, Benefits, Peers, Family Support – All one stop shop

**Monthly Community Meetings**

- Education and Discussion
- CAHOOTs, Community Court, Open lines of communication, Long term work group

**Health Care Reform at the Nation Level for those who are justice involved and pre-trial**

- Legislation is moving forward, should improve resources for those who are addicted and suffer from mental health issues

**Local CCO working with the Criminal Justice System to enhance transitional care and MAT**

- Committed to finding ways to improve transition from jail to resources

**Medication Assisted Treatment**

- Limited to 8 beds due to space and resources (In progress), expandable in new facility

**Concerted effort to use less prison for Drug and Property Crimes**

- Community Justice uses prison for minor property crimes far less than other counties

Community  
Meeting  
Priorities of a  
Jail

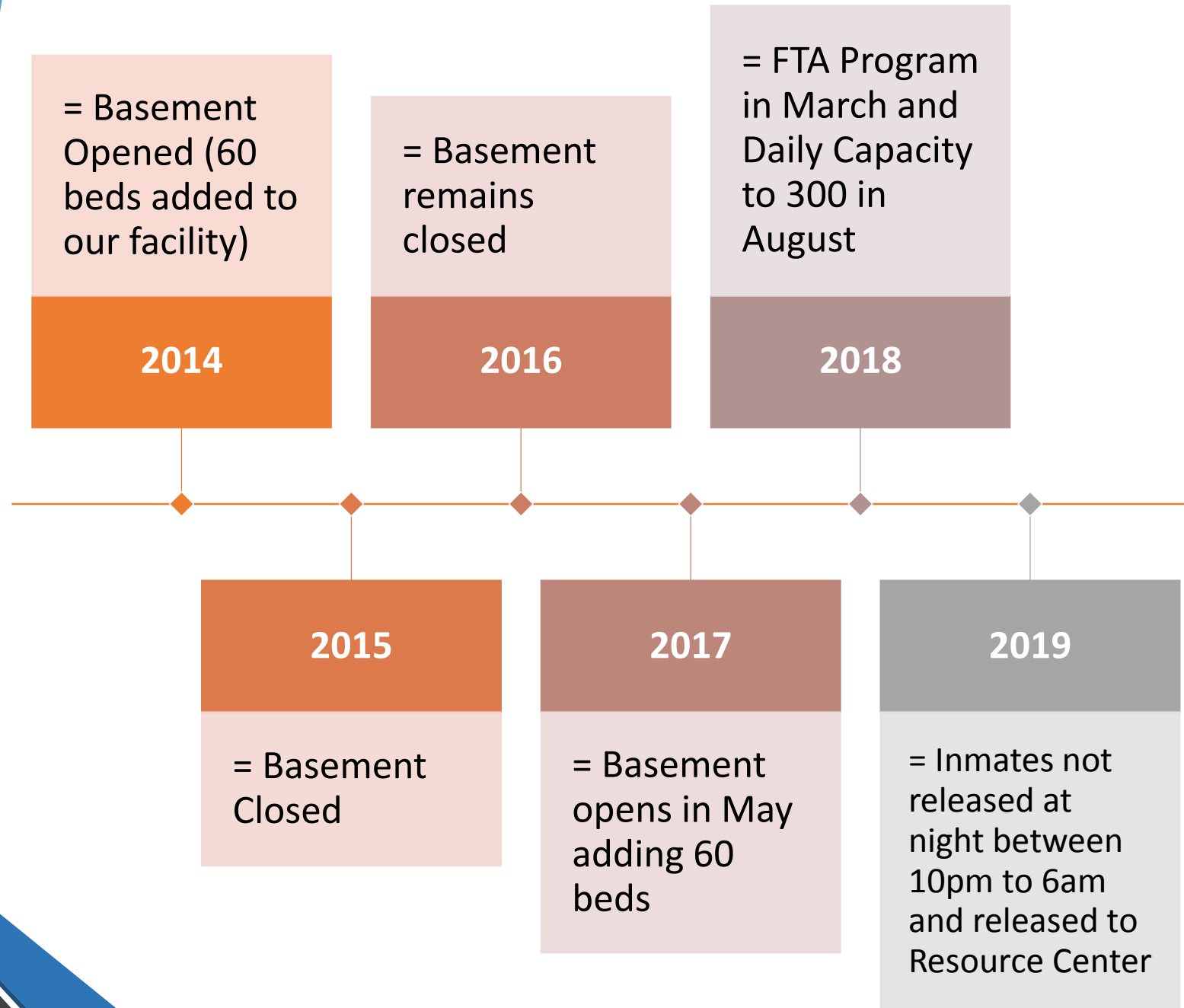
Keep the Community Safe

Keep the Offender safe

Offer the opportunity for  
justice

Rehabilitation of the  
offender

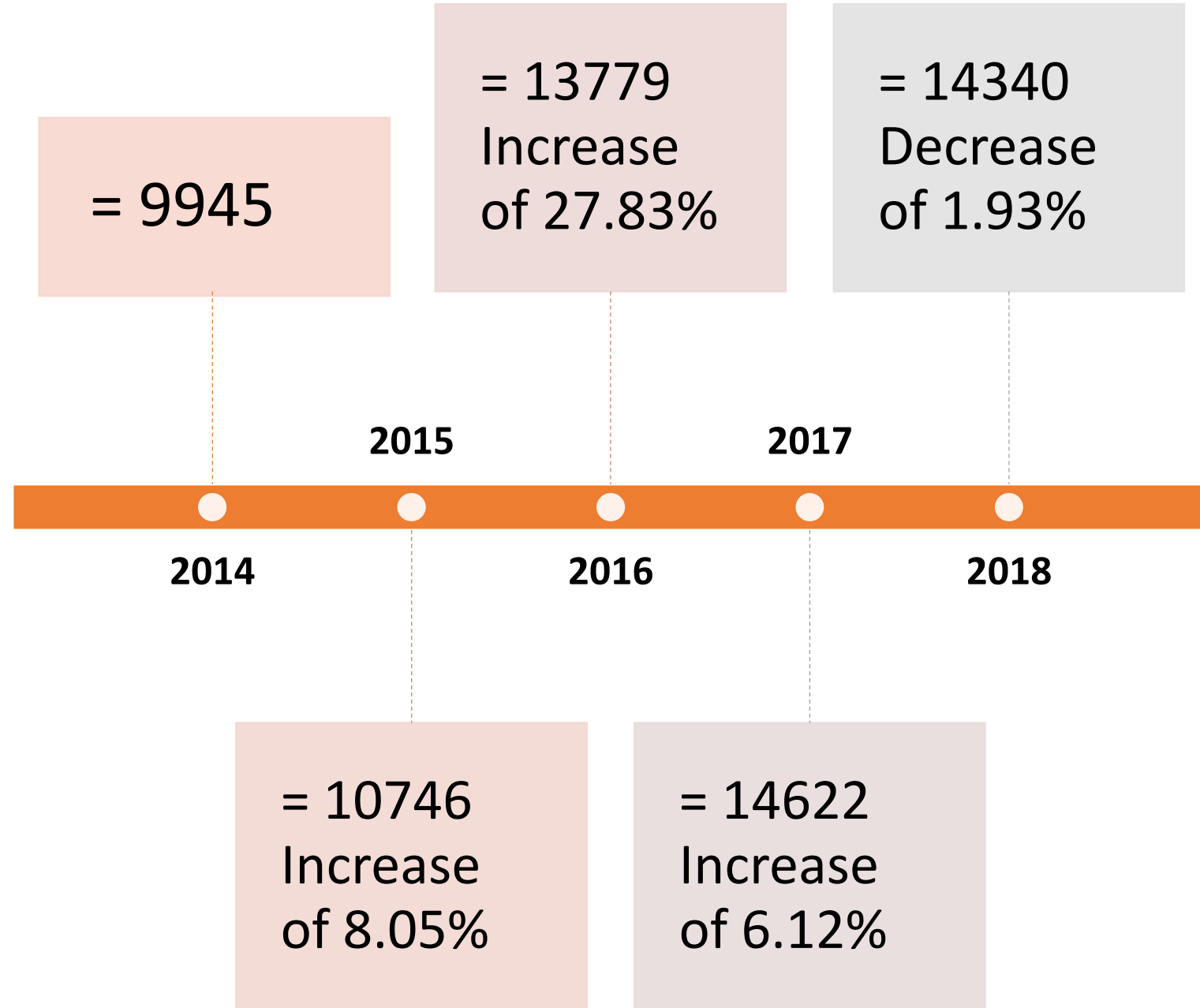
# History of recent of Jail Operations



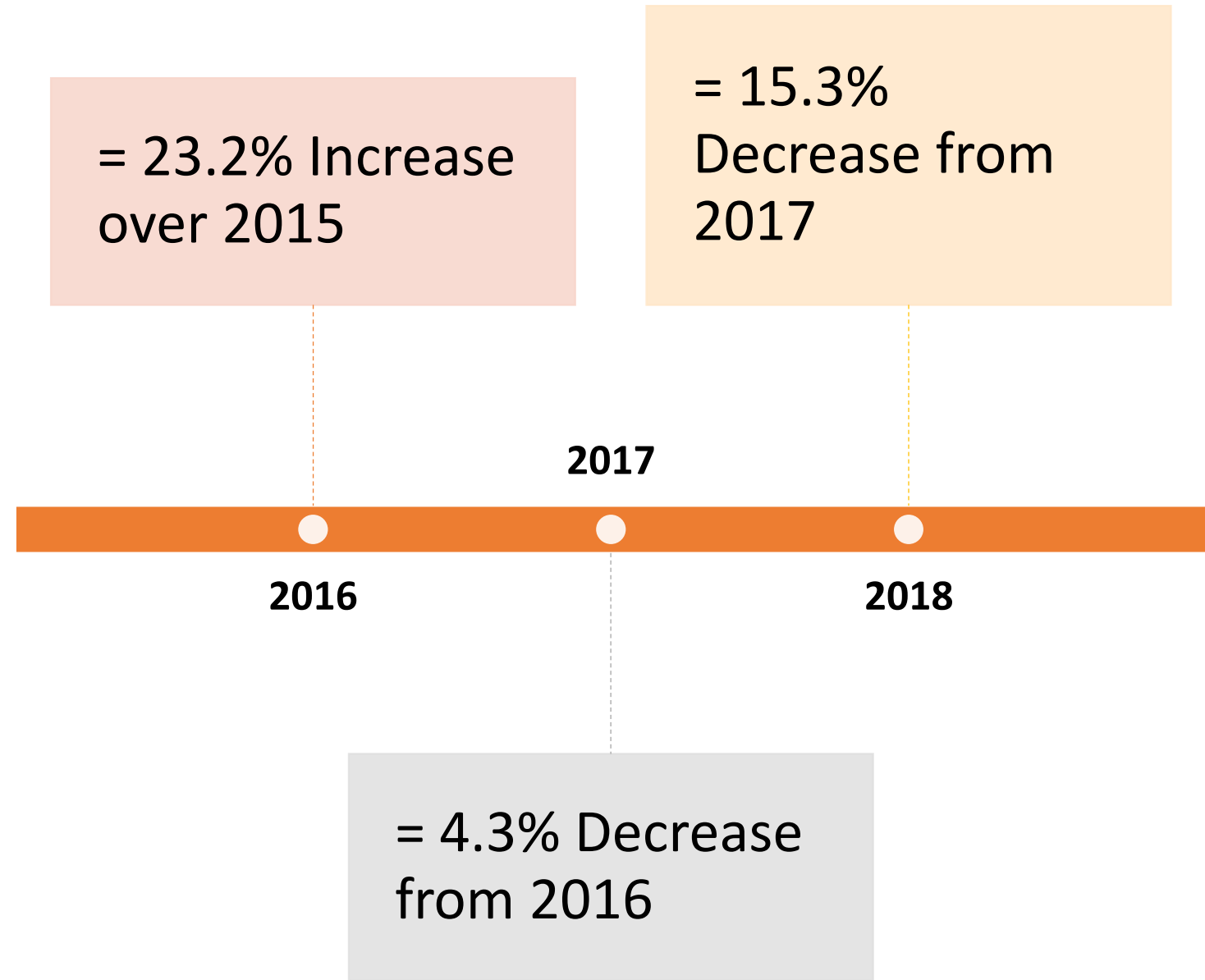
## Part 1 and Part 2

- Part 1 Crimes against Person
  - Murder
  - Rape
  - Robbery
  - Aggravated Assault
  - Burglary
  - Theft
  - Motor Vehicle Theft
  - Arson
- Part 2 Crimes against Society
  - Drug Cases
  - Weapon Law Violations
  - Vandalism
  - Disorderly Conduct
  - DUII
  - Liquor Laws
  - Simple Assaults

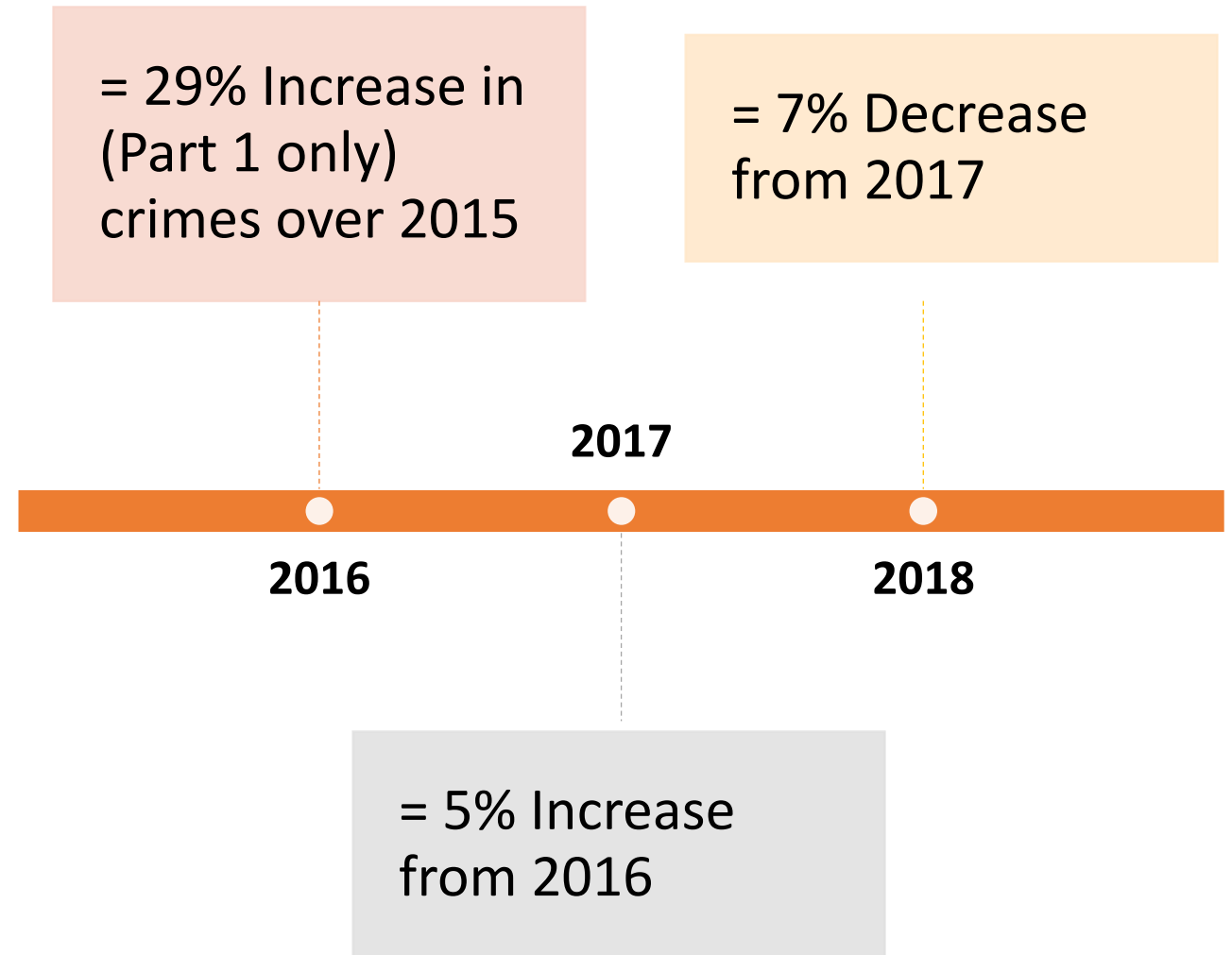
# Jackson County Part 1 and Part 2 offenses



Medford  
Police  
Department  
Crime  
Statistics Part  
1 and Part 2  
offenses



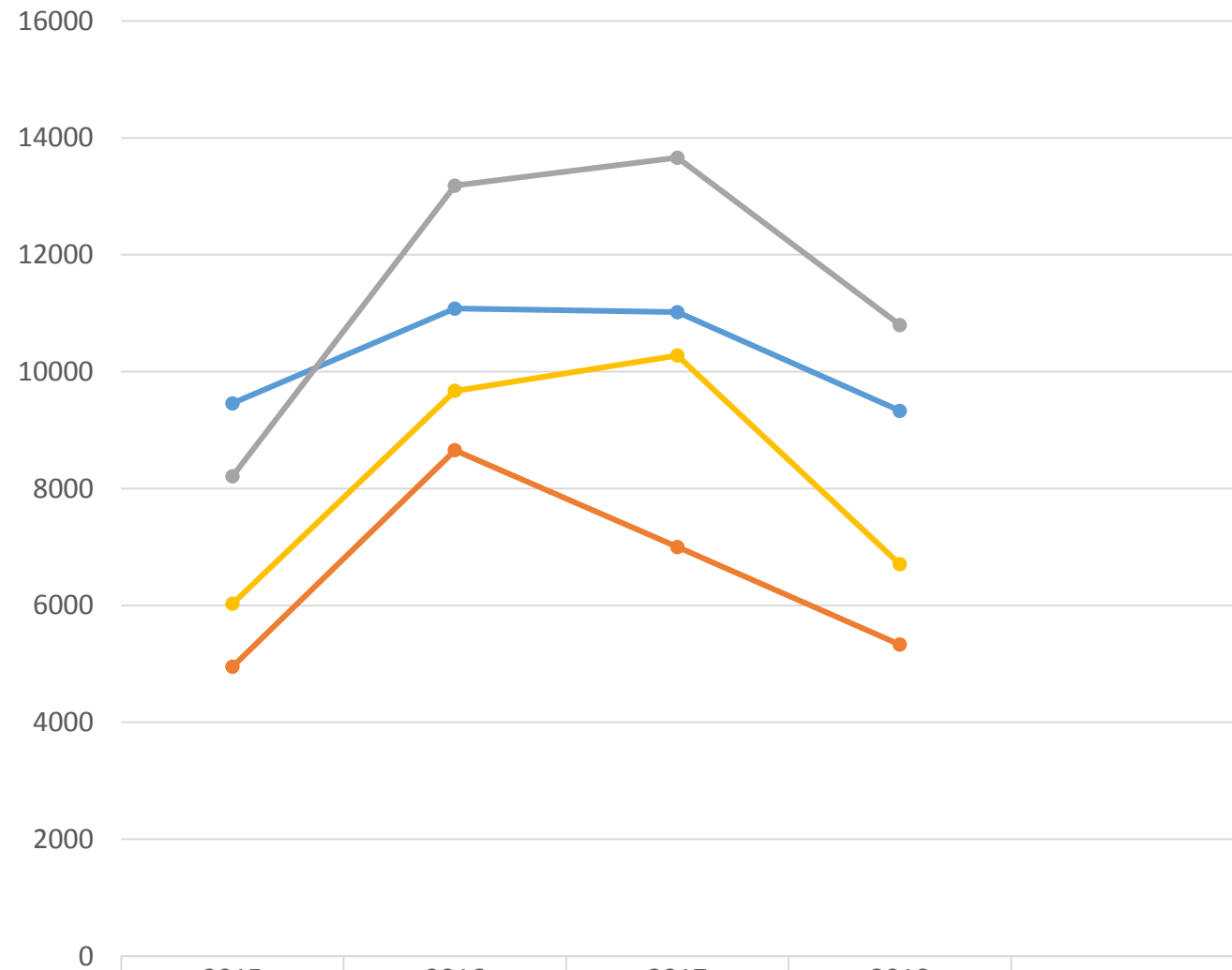
Ashland  
Police  
Department  
Crime  
Statistics Part  
1 and Part 2  
offenses





# Crime Rates, Warrants and Forced Releases

MPD, JCSO, APD Part 1, and Warrants



	2015	2016	2017	2018
Part 1 Crimes	9459	11079	11018	9329
Forced Releases	4949	8655	7000	5330
Warrants	8208	13184	13660	10798
FTA Warrants	6029	9670	10276	6705

Part 1 Crimes    Forced Releases    Warrants    FTA Warrants


# Grants Pass Public Safety Statistics

- 2012 – Unable to lodge in the County Jail
- 2013 – Purchased beds from the County last 4 months of the year
- 2014 – Full year with Jail beds. 18.7 reduction in Part 1 crimes with 30 beds.



## Police Calls for Service

	2012	2013	2014	% Change
Assault	470	345	310	↓ 10.15%
Burglary	602	590	393	↓ 33.39%
Disorderly Conduct	1254	1314	1232	↓ 6.25%
Homicide	1	0	0	N/C
Rape	10	9	7	↓ 22.23%
Robbery	41	29	21	↓ 27.59%
Stolen Vehicle	223	306	249	↓ 18.63%
Theft	2834	2217	2205	↓ .01%



# Commitment Moving Forward



Continue working with Community Partners to develop programs and secure resources to divert individuals from jail through pre-emptive and mindful practices.



Committed to providing best practices and innovative ideas in a new facility to reduce recidivism



Strive to improve housing, addiction services, mental health resources, and the criminal justice system overall

# Proposal for Service District (s)

Create two Resolutions with two  
Service Districts

One County Wide at  
.8547 cents per 1000

One excluding the City  
of Talent at .8719 cents  
per 1000



Ask the 10/11 cities to pass both  
resolutions and move the applicable  
district forward by the BOC